

Municipality of Souris-Glenwood



## WELCOME!

- ❖ Welcome to the 2020 Financial Plan Public Hearing and thank you for taking time to attend
- ❖ This hearing provides residents with the opportunity to hear and see what plans are in store for 2020 and beyond

**Municipality of Souris-Glenwood**



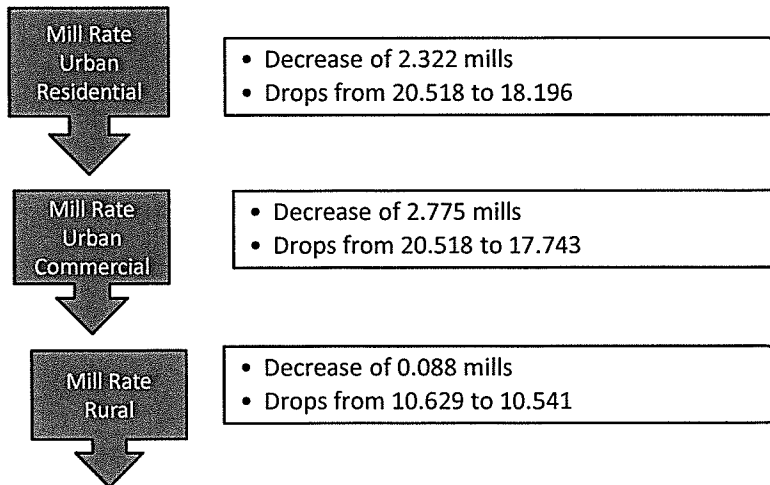
### Objectives of the Hearing

- ❖ This presentation will be a general overview of the 2020 Financial Plan
- ❖ There will be an opportunity to ask questions at the end of the presentation


**Municipality of Souris-Glenwood**



### What is new in 2020



**Municipality of Souris-Glenwood**



### What is new in 2020

Urban Residential

- Special Service Area 1 Levy for Garbage and Recycling Curbside Collection
- \$87.00 per dwelling unit


Urban Commercial

- No mill rate or special service levy for Garbage and Recycling in 2020

Rural and Urban as per Special Service By-law

- Special Service Area 2 Levy for Operation of Transfer Site
- Mill Rate of 0.453

**Municipality of Souris-Glenwood**

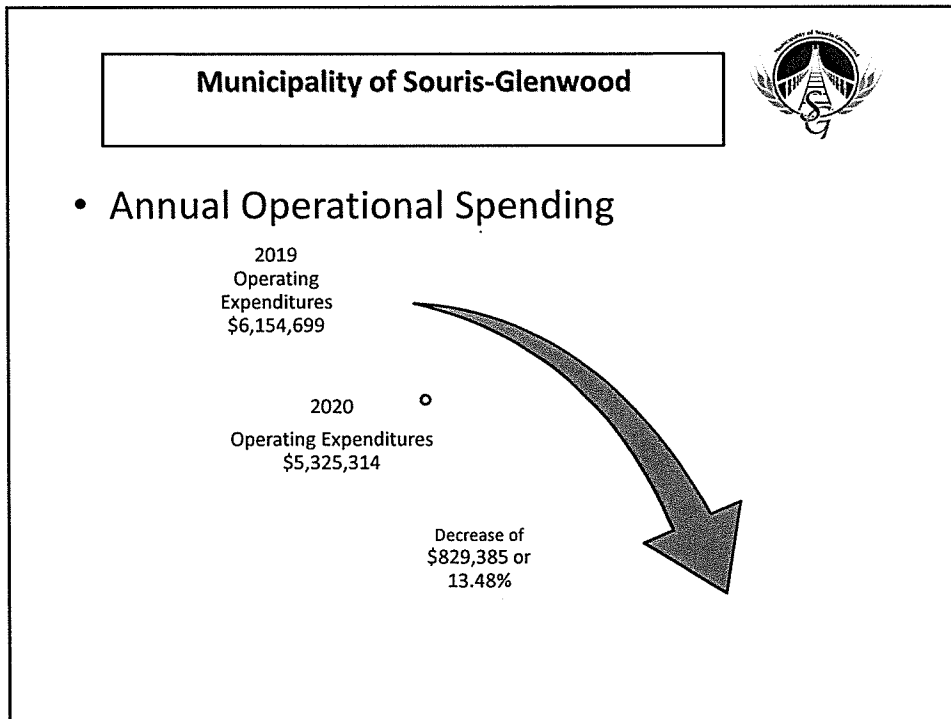
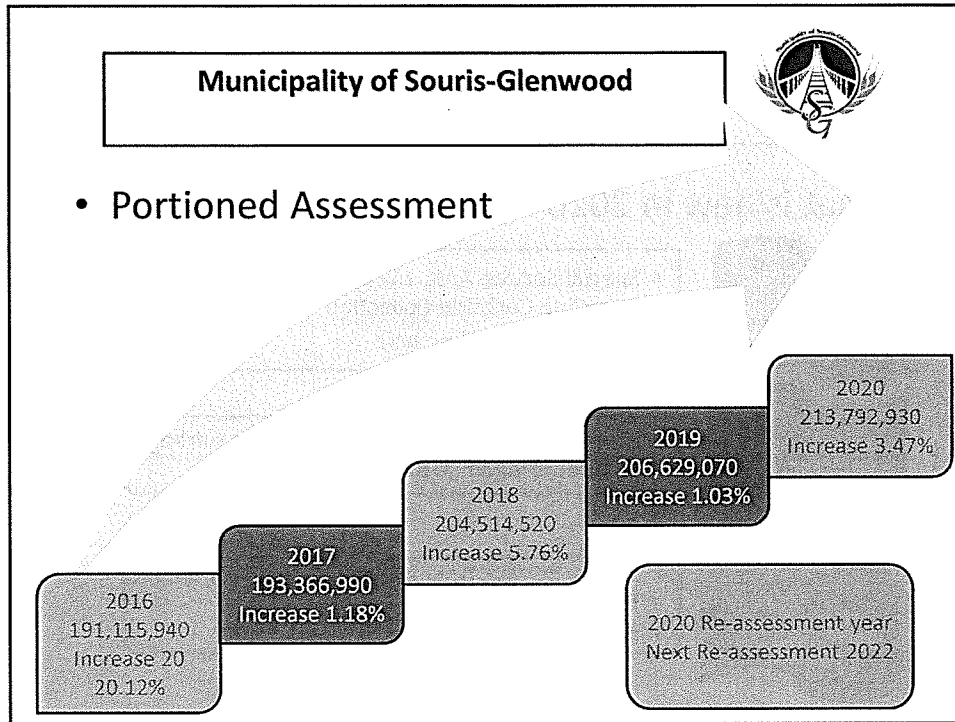


### 2020 Changes - Assessment:

portioned assessment for purpose of mill rate calculation

2020 Re-assessment of all properties based on 2018 Market Values

➤	Urban Ward Assessment	2020	84,497,100	
		2019	83,216,990	
	increase		1,280,110	1.54%
➤	Rural Ward Assessment	2020	129,295,830	
		2019	123,412,080	
	increase		5,883,750	4.77%
➤	At large Assessment	2020	213,792,930	
		2019	206,629,070	
	increase		7,163,860	3.47%



**Municipality of Souris-Glenwood**



**2020 - Proposed Expenditures**

Municipal Expenditures	2019 Budget	2020 Budget	% Change	\$ Change
General Government	570,735	552,014	(3.28)%	(18,721)
Protective Services	460,120	502,370	9.18%	42,250
Transportation Services	1,207,650	1,154,647	(4.41)%	(53,003)
Environmental Services	327,150	232,700	(28.87)%	(94,450)
Health & Welfare Services	98,650	102,306	3.71%	3,656
Environmental Development	47,500	34,200	(28.00)%	(13,300)
Economic Development	195,213	181,622	(6.96)%	(13,591)
Recreation & Cultural	711,820	1,039,262	46.00%	327,442
Fiscal Services	2,059,973	913,315	(55.66)%	(1,146,658)
Transfers to Reserves	475,888	612,878	28.79%	136,990
<b>TOTAL</b>	<b>6,154,699</b>	<b>5,325,314</b>	<b>(13.48)%</b>	<b>(829,685)</b>

**Municipality of Souris-Glenwood**



**2020 - Proposed Revenue**

Municipal Revenue	2019 Budget	2020 Budget	% Change	\$ Change
Tax Levy	3,050,139	2,989,408	(1.99)%	(60,731)
Tax Sharing/Grants	1,529,205	715,979	(53.18)%	(813,226)
Recreation - Operating	405,000	707,473	74.68%	302,473
Other Revenue	435,355	424,454	(2.50)%	(10,901)
Transfer from Reserves	735,000	488,000	(33.61)%	(247,000)
<b>TOTAL</b>	<b>6,154,699</b>	<b>5,325,314</b>	<b>(13.48)%</b>	<b>(829,385)</b>

**Municipality of Souris-Glenwood**



**Capital Projects - 2019**


- Crescent Avenue infrastructure renewal
- Paving - Parking Lot
- 2<sup>nd</sup> Ave W infrastructure renewal
- Re-surface 2<sup>nd</sup> St S
- Road 47 Upgrades
- Bulk Water System Upgrades
- Memorial Complex Upgrades
- Purchase MT Sander Attachment


**Municipality of Souris-Glenwood**



**Capital Projects - 2020**

- Complete Crescent Avenue & 2<sup>nd</sup> Ave W paving
- Paving - Parking Lot
- 4<sup>th</sup> Ave E – infrastructure renewal
- Road 46 Culvert Upgrades
- Road 121 Drainage Project
- Memorial Complex Upgrades
- Equipment Purchases - Mulcher
  - Sander for Truck
- Fire Department – Radio Replacement
- Utility Membrane Replacement
- Utility Computer System Upgrades

<b>Municipality of Souris-Glenwood</b>		
<b>2020 Budget</b>		
	<b>– General Government</b>	<b>\$552,014</b>
<ul style="list-style-type: none"><li>• Council</li><li>• Administration</li><li>• Legal</li><li>• Assessment</li></ul>		
	<b>-Protective Services</b>	<b>\$502,370</b>
<ul style="list-style-type: none"><li>• Policing</li><li>• Fire</li><li>• By-Law Enforcement</li></ul>		

<b>Municipality of Souris-Glenwood</b>		
<b>2020 Budget</b>		
	<b>–Transportation Services</b>	<b>\$1,154,647</b>
<ul style="list-style-type: none"><li>• Roads and Street Maintenance</li><li>• Equipment Repair and Maintenance</li><li>• Gravel</li><li>• Drainage</li><li>• Street Lighting</li><li>• Bridges</li></ul>		
	<b>-Environmental Health Services</b>	<b>\$232,700</b>
<ul style="list-style-type: none"><li>• Transfer Site – Special Service Levy</li><li>• Garbage and Recycling Collection – Special Service Levy</li></ul>		

**Municipality of Souris-Glenwood**



**2020 Budget**

**-Public Health & Welfare Services \$102,306**

- Social Welfare
- Cemetery
- Dr. Recruitment

**-Environmental Development Services \$34,200**

- Planning
- Beautification
- Urban Renewal – Dutch Elm/Forestry

**Municipality of Souris-Glenwood**



**2020 Budget**

**-Economic Development Services \$ 181,622**


- Community Development
- Airport
- Veterinary Services

**-Recreation & Cultural Services \$1,039,262**

- Arena- Community Hall Complex
- Swimming Pool
- Park
- Theatre
- Museum
- Library



**Municipality of Souris-Glenwood**




**2020 Budget**

**-Fiscal Services    \$913,315**

- Capital Expenditures
  
- Debenture Debt –
  - Waste Water Treatment Facility Debenture – By-Law No. 1834  
Maturity 2021 – Annual payment - \$25,877.26 – Per parcel levy
  - Forrest Avenue Subdivision Infrastructure – By-Law 05-2015  
Maturity 2024 – Annual payment - \$ 72,309.33 – Revenue recognized from sale of lots Civic Centre Renovations – By-Law No. 19-2020
  - Maturity 2027 – Annual payment - \$18,378.74 - Levied at large 0.081 mills


**Municipality of Souris-Glenwood**




**2020 Budget**


**- Transfers            \$ 612,878**

<i>Transfers to Reserve Accounts</i>	
General Reserve – Urban	\$ 50,000
Urban infrastructure Renewal	\$100,000
Equipment Replacement – Rural	\$140,000
Federal Gas Tax Reserve	\$137,878
Fire Equipment	\$ 25,000
Arena/Community Hall Complex	\$ 75,000
Swimming Pool	\$ 5,000
Civic Centre	\$ 5,000
Property Development	\$ 75,000

<b>Municipality of Souris-Glenwood</b>	
	
<b>UTILITY – Revenue - \$923,877</b>	
Consumer Sales	\$715,300
Deficit Recovery	\$100,000
Debenture – per parcel levy	\$ 25,877
Transfer from Membrane Reserve	\$ 63,200
Other Revenue	\$ 19,300
<b>- Expenditures - \$923,877</b>	
Water Treatment and Supply –	\$473,000
Waste Water Treatment Plant –	\$195,000
Replacement of Membranes	\$ 63,200
Water Meter upgrades	\$ 15,000
Transfer to Reserve	\$ 35,000
Transfer to Membrane Reserve	\$ 15,000
Deficit Recovery	\$100,000
Debenture Debt	\$ 25,877

<b>Municipality of Souris-Glenwood</b>	
	
<ul style="list-style-type: none"> <li> <b>Tax Due Date</b>            Taxes are due in full on <b>October 31, 2020</b>            Any unpaid balance is subject to 1.25% penalty per month as of November 1, 2020         </li> <li> <b>Discounts</b> (on current taxes only) payment received in office on or before            July 31<sup>st</sup>, 2020 - 1%                      August 31<sup>st</sup>, 2020 - 0.5%         </li> <li> <b>Penalties on Unpaid Taxes</b>            Unpaid taxes (arrears) are subject to a penalty of 1.25% per month added the first day of every month         </li> </ul>	

**Municipality of Souris-Glenwood**




**2020 - Changes**  
**❖ 2020 School Division Requirements**

	2020	2019	decrease
Southwest Horizon	\$2,151,133	\$ 2,159,474	-\$8,341
Brandon	\$ 134	\$ 1,987	-\$1,853
Provincial E S Levy	\$517,297	\$ 523,814	-\$6,517
<b>Total</b>	<b>\$2,668,564</b>	<b>\$ 2,685,275</b>	<b>-\$16,711</b>

**Mill Rate**

Southwest Horizon	10.146	10.550	-0.404
Brandon	14.990	14.990	0.000
Provincial E S Levy	8.829	9.771	-0.942


**Municipality of Souris-Glenwood**




**2020 PROPERTY TAX BILL**  
**URBAN RESIDENTIAL** MUNICIPALITY OF SOURIS-GLENWOOD

Property/Assessment Information											
ASSESSMENT	ROLL NUMBER	Ward	Lot/Section	Blk/Twp	Plan/Range	Frontage/Area	Dwell Units				
	0					Ft	1				
Civic Address:								ASSESSMENT SUBJECT TO LOCAL IMPROVEMENT LEVY			
	Title or Deed No.	Assessment	Building	Tax Status	Total Assessment †	Prop. Class	Portion %	Total Port. Assessment †			
		50,000	200,000	T	250,000	10	45.00	112,500	112,500		
<b>MUNICIPAL TAXES</b>	<b>GENERAL MUNICIPAL</b>								Assessment	Mill Rate	Levy
	General Municipal at Large								112,500	5.199	584.89
	Souris Area								112,500	12.463	1,402.09
	By-Law No		Term	Type		Assessment	Mill Rate	Levy			
	21-2018		2027	Civic Centre		112,500	0.081	9.11			
28-2020		2020	Transfer Site		112,500	0.453	50.96				
28-2020		2020	Special Service Levy				per parcel 87.00				
<b>SCHOOL TAXES</b>	Provincial Education 1								112,500		0.00
	SOUTHWEST HORIZON SCHOOL DIVISION								112,500	10.146	1,141.43
Municipal Taxes		School Taxes		Total Current Taxes	Prov Credit	Net Taxes	*Arrears/Credits	Added Taxes	Total Taxes Due		
1,996.09		1,141.43		3,137.52		3,137.52			3,137.52		


➤ 2019 Municipal Tax (\$2,308.28) decrease of \$312.19    2019 School Tax (\$1,186.88) decrease \$45.45

<b>Municipality of Souris-Glenwood</b>											
<b>2020 PROPERTY TAX BILL</b>											
<b>RURAL RESIDENTIAL</b> MUNICIPALITY OF SOURIS-GLENWOOD											
<b>ASSESSMENT</b>	<b>Property/Assessment Information</b>										
	ROLL NUMBER	Ward	Lot/Section	Blk/Twp	Plan/Range	Frontage/Area	Dwell Units				
	0					Fl	1				
	Civic Address:									ASSESSMENT SUBJECT TO LOCAL IMPROVEMENT LEVY	
	Title or Deed No.	Assessment Land	Assessment Building	Tax Status	Total Assessment	Prop. Class	Portion %	Total Port. Assessment			
		50,000	200,000	T	250,000	10	45.00	112,500	112,500		
	<b>MUNICIPAL TAXES</b>	<b>GENERAL MUNICIPAL</b>					Assessment	Mill Rate	Levy		
		General Municipal at Large					112,500	5.199	584.89		
		Glenwood Area					112,500	4.808	540.90		
		By-Law No	Term	Type	Assessment	Mill Rate	Levy				
21-2018		2027	Civic Centre	112,500	0.081	9.11					
28-2020	2020	Transfer Site	112,500	0.453	50.96						
<b>SCHOOL TAXES</b>	Provincial Education 1					112,500		0.00			
	SOUTHWEST HORIZON SCHOOL DIVISION					112,500	10.146	1,141.43			
	Municipal Taxes	School Taxes	Total Current Taxes	Prov Credit	Net Taxes	*Arrears/Credits	Added Taxes	Total Taxes Due			
1,134.90	1,141.43	2,276.33		2,276.33			2,276.33				


➤ 2019 Municipal Tax (\$1,185.64) decrease of \$50.74 2019 School Tax (\$1,186.88) decrease \$45.45

<b>Municipality of Souris-Glenwood</b>											
<b>2020 PROPERTY TAX BILL</b>											
<b>URBAN COMMERCIAL</b> MUNICIPALITY OF SOURIS-GLENWOOD											
<b>ASSESSMENT</b>	<b>Property/Assessment Information</b>										
	ROLL NUMBER	Ward	Lot/Section	Blk/Twp	Plan/Range	Frontage/Area	Dwell Units				
	0					Fl					
	Civic Address:									ASSESSMENT SUBJECT TO LOCAL IMPROVEMENT LEVY	
	Title or Deed No.	Assessment Land	Assessment Building	Tax Status	Total Assessment	Prop. Class	Portion %	Total Port. Assessment			
		50,000	200,000	T	250,000	60	65.00	162,500	162,500		
	<b>MUNICIPAL TAXES</b>	<b>GENERAL MUNICIPAL</b>					Assessment	Mill Rate	Levy		
		General Municipal at Large					162,500	5.199	844.84		
		Souris Area					162,500	12.463	2,025.24		
		By-Law No	Term	Type	Assessment	Mill Rate	Levy				
21-2018		2027	Civic Centre	162,500	0.081	13.16					
<b>SCHOOL TAXES</b>	Provincial Education 1					162,500	8.829	1,434.71			
	SOUTHWEST HORIZON SCHOOL DIVISION					162,500	10.146	1,648.73			
	Municipal Taxes	School Taxes	Total Current Taxes	Prov Credit	Net Taxes	*Arrears/Credits	Added Taxes	Total Taxes Due			
2,883.24	3,083.44	5,966.68		5,966.68			5,966.68				

➤ 2019 Municipal Tax (\$3,334.18) decrease of \$450.94 2019 School Tax (\$3,302.16) decrease \$218.72

<b>Municipality of Souris-Glenwood</b>												
<b>2020 PROPERTY TAX BILL</b>												
<b>RURAL COMMERCIAL</b> MUNICIPALITY OF SOURIS-GLENWOOD												
<b>ASSESSMENT</b>	<b>Property/Assessment Information</b>											
	ROLL NUMBER	Ward	Lot/Section	Blk/Twp	Plan/Range	Frontage/Area	Dwell Units					
	0					Ft						
	Civic Address:							ASSESSMENT SUBJECT TO LOCAL IMPROVEMENT LEVY				
	Title or Deed No.	Assessment	Building	Tax Status	Total Assessment	Prop. Class	Portion %	Total Port. Assessment				
		50,000	200,000	T	250,000	60	65.00	162,500	162,500			
	<b>MUNICIPAL TAXES</b>							<b>GENERAL MUNICIPAL</b>	<b>Assessment</b>	<b>Mill Rate</b>	<b>Levy</b>	
								General Municipal at Large	162,500	5.199	844.84	
								Glenwood Area	162,500	4.808	781.30	
								<b>By-Law No</b>	<b>Term</b>	<b>Type</b>	<b>Assessment</b>	<b>Mill Rate</b>
							21-2018	2027	Civic Centre	162,500	0.081	13.16
							28-2020	2020	Transfer Site	162,500	0.453	73.62
<b>SCHOOL TAXES</b>							<b>Assessment</b>	<b>Mill Rate</b>	<b>Levy</b>			
Provincial Education 1							162,500	8.829	1,434.71			
SOUTHWEST HORIZON SCHOOL DIVISION							162,500	10.146	1,648.73			
Municipal Taxes	School Taxes	Total Current	Taxes	Prov Credit	Net Taxes	*Arrears/Credits	Added Taxes	Total Taxes Due				
1,712.92	3,083.44	4,796.36			4,796.36			4,796.36				

➤ 2019 Municipal Tax (\$1,727.21) decrease of \$14.29    2019 School Tax (\$3,302.16) decrease \$218.72

<b>Municipality of Souris-Glenwood</b>												
<b>2020 PROPERTY TAX BILL</b>												
<b>RURAL FARM</b> MUNICIPALITY OF SOURIS-GLENWOOD												
<b>ASSESSMENT</b>	<b>Property/Assessment Information</b>											
	ROLL NUMBER	Ward	Lot/Section	Blk/Twp	Plan/Range	Frontage/Area	Dwell Units					
	0					Ft						
	Civic Address:							ASSESSMENT SUBJECT TO LOCAL IMPROVEMENT LEVY				
	Title or Deed No.	Assessment	Building	Tax Status	Total Assessment	Prop. Class	Portion %	Total Port. Assessment				
		50,000	200,000	T	250,000	30	26.00	65,000	65,000			
	<b>MUNICIPAL TAXES</b>							<b>GENERAL MUNICIPAL</b>	<b>Assessment</b>	<b>Mill Rate</b>	<b>Levy</b>	
								General Municipal at Large	65,000	5.199	337.94	
								Glenwood Area	65,000	4.808	312.52	
								<b>By-Law No</b>	<b>Term</b>	<b>Type</b>	<b>Assessment</b>	<b>Mill Rate</b>
							21-2018	2027	Civic Centre	65,000	0.081	5.27
							28-2020	2020	Transfer Site	65,000	0.453	29.45
<b>SCHOOL TAXES</b>							<b>Assessment</b>	<b>Mill Rate</b>	<b>Levy</b>			
Provincial Education 1							65,000	10.146	0.00			
SOUTHWEST HORIZON SCHOOL DIVISION							65,000	10.146	659.49			
Municipal Taxes	School Taxes	Total Current	Taxes	Prov Credit	Net Taxes	*Arrears/Credits	Added Taxes	Total Taxes Due				
655.73	659.49	1,315.22			1,315.22			1,315.22				

➤ 2019 Municipal Tax (\$685.62) decrease of \$29.89    2019 School Tax (\$685.75) decrease \$26.26

